

# **METALCRAFT ENGINEERING**

**Innovation by Design**


## **Bike Racks**



Metalcraft Engineering design, manufacture and install cycle storage solutions. We have bike rack designs for public areas, staff / student parking, residential and retail display. These are fabricated in Christchurch for quality and longevity. We custom make bike stands to suit any requirements.

**[www.metalcraft.co.nz](http://www.metalcraft.co.nz)**

# LARGE HALF HOOP



The LARGE HALF HOOP is a practical and simple half circle stand. It is designed for strength, longevity and to provide convenient and easy bike parking. The shape allows for both wheels and the bike frame to be locked to the stand to discourage theft.

## Material options

Galvanised steel 50mm diameter pipe

## Finish options

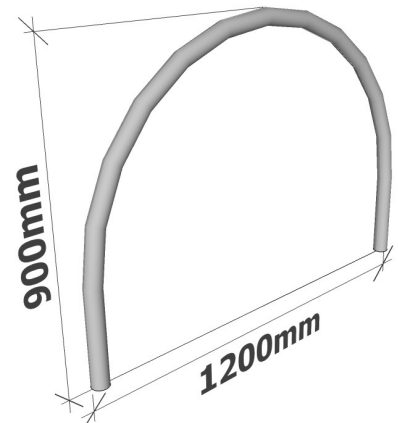
Galvanised

Powder coated

## Fixing options


Cast into surface

Base plates bolted to surface





## 900 HOOP OPEN



The 900 HOOP OPEN is a simple and elegant hoop that appears to be submerged into the ground. It is a clean and unobtrusive design that complements architectural spaces while providing convenient and secure bike parking.

### Material options

Stainless steel 50mm pipe

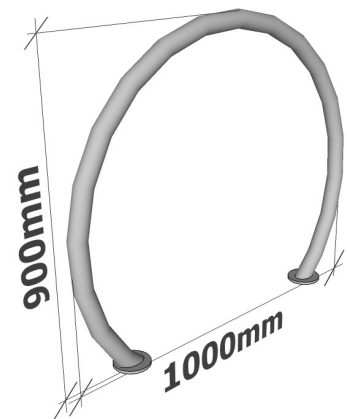
### Finish options

Stainless steel brushed polish finish

### Fixing options


Cast into surface

Base plates bolted to surface





# 900 HOOP PLATE



The 900 HOOP PLATE is an eye catching and stylish hoop. It is cleverly designed to suit any space and provides unobtrusive bike parking facilities. This stand is easy to use and lets the user lock both wheels and frame to the stand.

## Material options

Stainless steel 50mm pipe

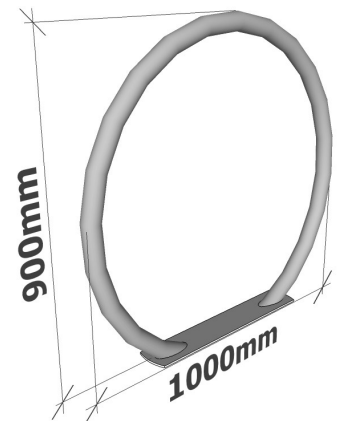
## Finish options

Stainless steel brushed polish finish

## Fixing options

Cast into surface

Base plates bolted to surface





# 900 RING



The 900 RING is an elegant ring and provides a remarkable balance between aesthetics and functionality. This bike stand is a simple shape made from high quality materials. It is designed for functionality, longevity and appearance and looks fantastic in an architecturally planned environment.

## Material options

Stainless steel 50mm pipe

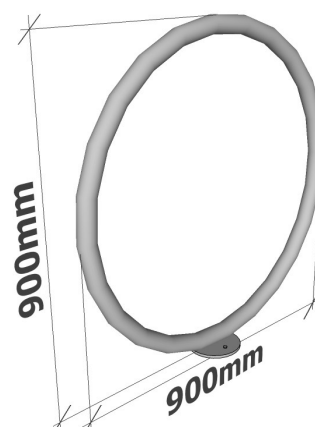
## Finish options

Stainless steel brushed polish finish


## Fixing options

Cast into surface

Base plates bolted to surface



## 450X900 STAPLE



The 450X900 STAPLE is a proven design for easy and convenient bike parking. It supports the bike's frame and can lock to both wheels and frame. Made for strength and longevity this bike stand is simple and space efficient.

### Material options


- Stainless steel 50mm pipe
- Galvanised steel

### Finish options

- Stainless steel brushed polish finish
- Powder coated

### Fixing options

- Cast into surface
- Base plates bolted to surface





## 225x940 STAPLE



The 225X940 STAPLE is a stylish and space efficient bike stand. When not in use it takes up minimal space yet provides solid support and security for bike parking.

### Material options

Stainless steel 32mm pipe


### Finish options

Stainless steel brushed polish finish


### Fixing options

Cast into surface

Base plates bolted to surface



# LOLLYPOP



The LOLLYPOP bike stand is an attractive stainless steel ring positioned at a height for wheel and frame to be secured. This stand looks great and works excellently for short term bike parking.

## Material options

Stainless steel flat

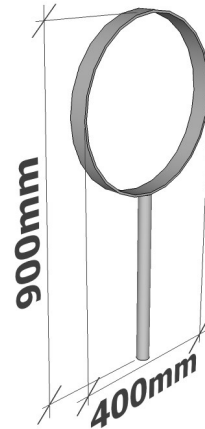
## Finish options

Stainless steel brushed polish finish

## Fixing options


Cast into surface

Base plates bolted to surface





# RETRO BIKE



The RETRO BIKE cleverly uses the shape of a bike to provide secure and supportive bike parking. This rack is eye catching and encourages a fun and cheerful environment. A sign board can be incorporated into the frame of the rack for creative advertising.

## Material options

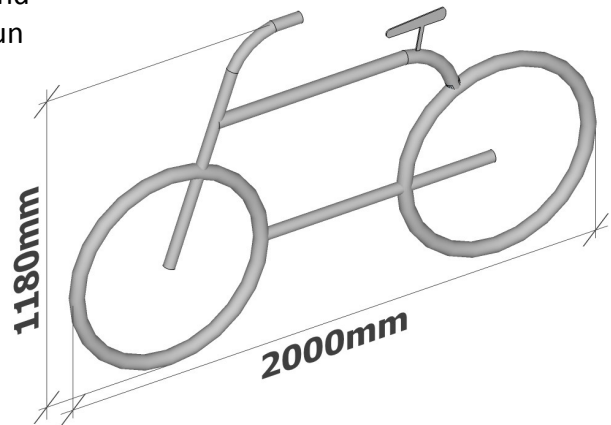
- Stainless steel 50mm pipe
- Galvanised steel

## Finish options


- Stainless steel brushed polish finish
- Powder coated
- Galvanised

## Fixing options

- Cast into surface
- Base plates bolted to surface



# EURO BIKE



The EURO BIKE skilfully plays on the shape of an iconic European style bike to provide secure and supportive bike parking. This rack is eye catching and fosters a fun and cheerful environment. The EURO BIKE stand looks fantastic in powder coat or stainless steel finish.

## Material options

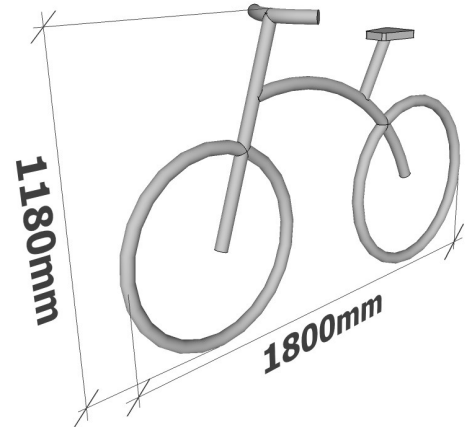
- Stainless steel 50mm pipe
- Galvanised steel

## Finish options

- Stainless steel brushed polish finish
- Powder coated
- Galvanised


## Fixing options

- Cast into surface
- Base plates bolted to surface





# SPIRAL



The SPIRAL is a beautiful design that can be custom made to any length either to suit space or the number of cycle parks required. This bike stand is the perfect way to make a statement with your space.

## Material options

Stainless steel 50mm pipe

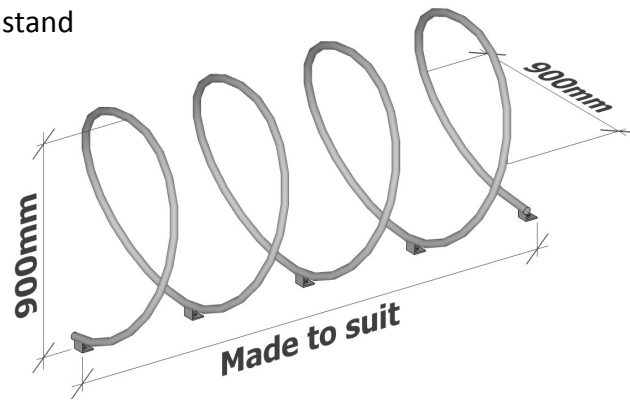
## Finish options

Stainless steel brushed polish finish

## Fixing options


Cast into surface

Base plates bolted to surface





# COMMERCIAL



The COMMERCIAL bike rack is a solid and sturdy design that is manufactured in Christchurch for quality and longevity. The classic style has been designed to optimise capacity and footprint area while not compromising on user experience or function.

## Options

Capacity - Made to suit either required cycle parks or space available.

Angle - 45 degree angle which reduces the depth of bike parking footprint.

Double sides - For bike parking isles.

Frame Lockable - Option for built in frame lock.

## Finish options

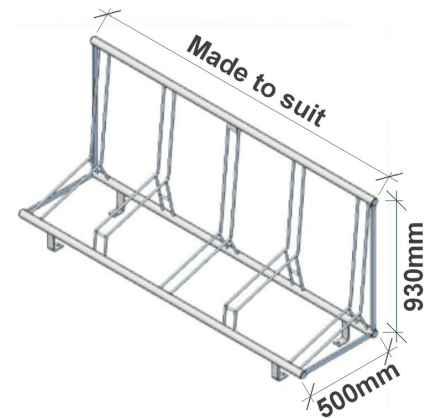
Galvanised steel

## Fixing options

Cast into surface

Base plates bolted to surface

Pinned





# WALL HUNG



The WALL HUNG bike rack has been designed to address space restricted areas, by hanging bikes the rack reduces the foot print of the bike park. It is suited to parking building and can be used alongside our COMMERCIAL bike rack. The WALL HUNG rack is a clever space saving system solidly built for durability and can lock to wheel and frame.

## Finish options

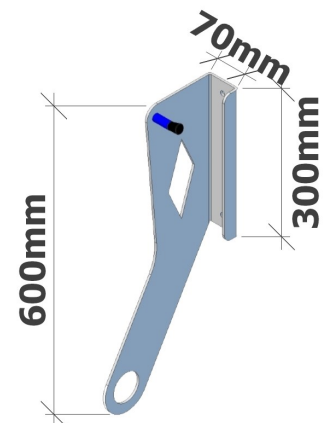
Galvanised steel

## Fixing options

Galvanised

## Fixing options

Bolted to framing or solid wall



# CUSTOM MADE DESIGNS



Contact our design team to discuss your cycle parking needs and ideas. Whether you want public, residential, staff or student bike stands we can provide you with a solution.

Need extra security? Talk to us about a shelter, shed or cage.

Short on space? Ask about our vertical hanging bike racks.

Looking for an architectural design? We can design and manufacture a variety of materials and finishes.

## Capabilities

- CAD Design

- Full manufacture facilities

- Installation (Extended Canterbury area)

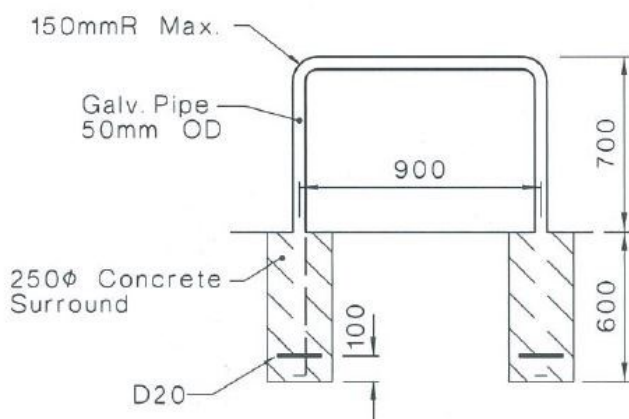
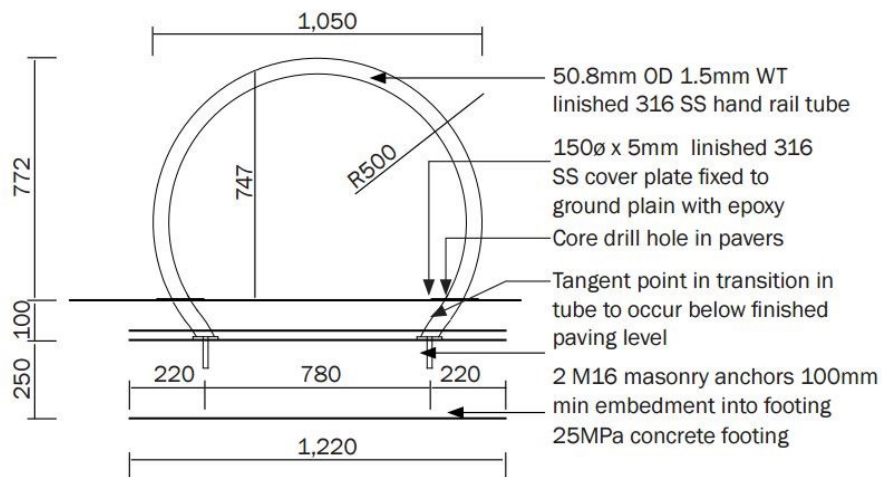


# Christchurch City Council Cycle Stands

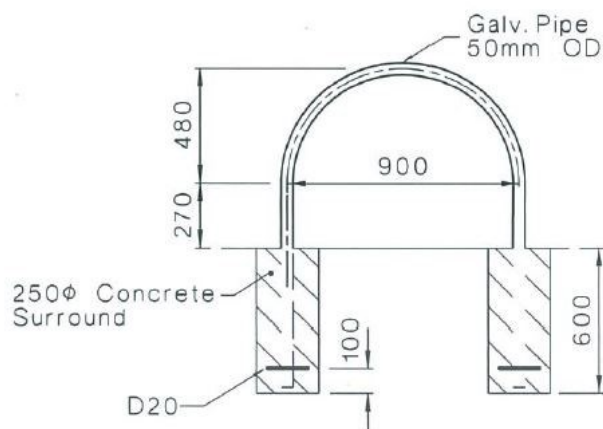
The Christchurch City Council range of cycle stands are manufactured to meet the standard specification guidelines.

For more details please see documents:

- Christchurch Central streets & spaces technical guide dec 2015 full document – FC.3.1
- Christchurch City Council Construction Standard Specification Part 6 -Roads - Cycle stands - SD624



CYCLE STAND DETAIL - TYPE A

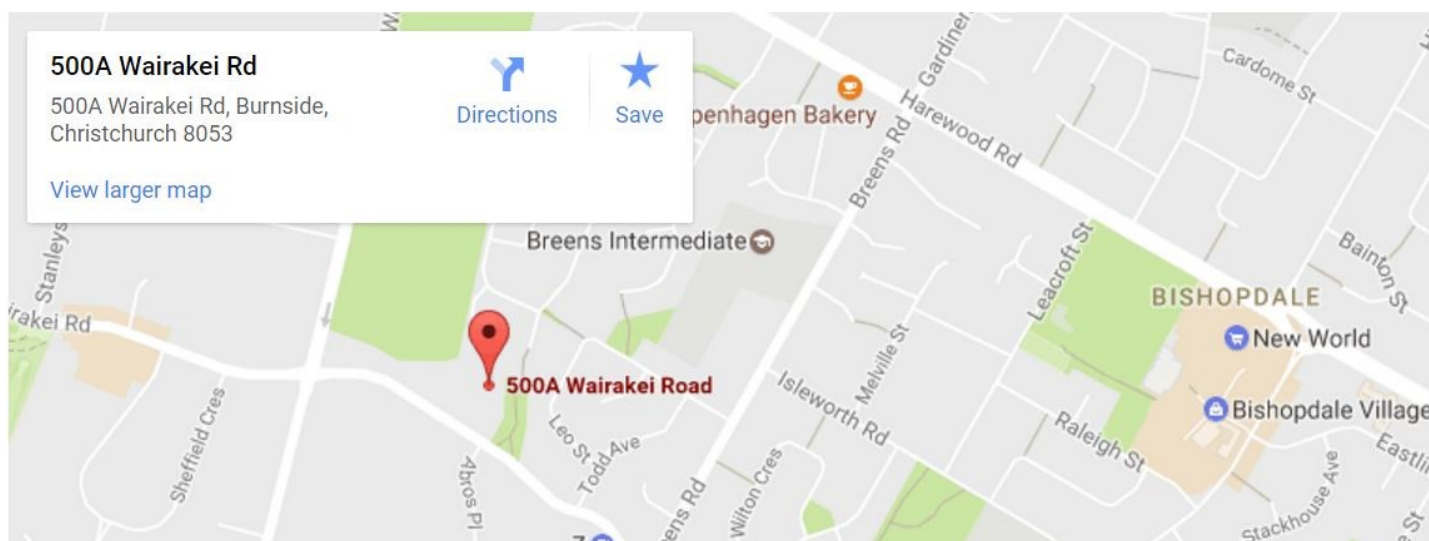


CYCLE STAND DETAIL - TYPE B

# See More On Our Website

## **www.metalcraft.co.nz**

Metalcraft Engineering will custom make bike racks and cycle parking solutions for your specific needs. Whether your priority is weather protection, security, speed & convenience, bike protection or aesthetics Metalcraft can help you.



**500a Wairakei Road, Harewood, Christchurch**

**P.O. Box 5134, Papanui, Christchurch**

**www.metalcraft.co.nz**

**info@metalcraft.co.nz**

**03-3603373**



Follow us on Facebook  
[Facebook.com/metalcraftengineering](https://www.facebook.com/metalcraftengineering)



Follow us on Instagram  
[Instagram.com/metalcrafteng](https://www.instagram.com/metalcrafteng)

